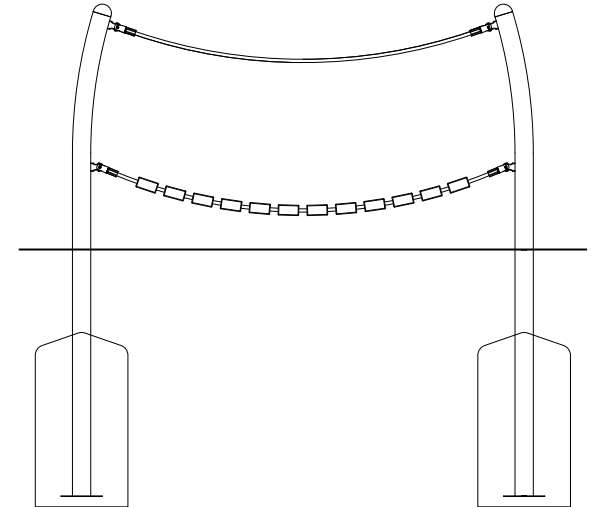
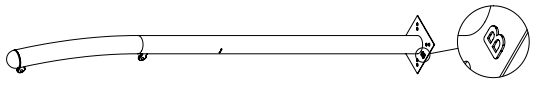
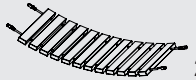
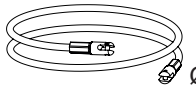



**BM & CC**

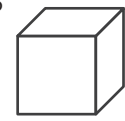



1 78603004  x4 26Kg  
2769 x 746 x 200mm


2 78805048  x1 36kg  
2030 x 700 x 50mm


3 78805049  x2 3kg  
Ø16 x 1840mm


S12   
kg  
146

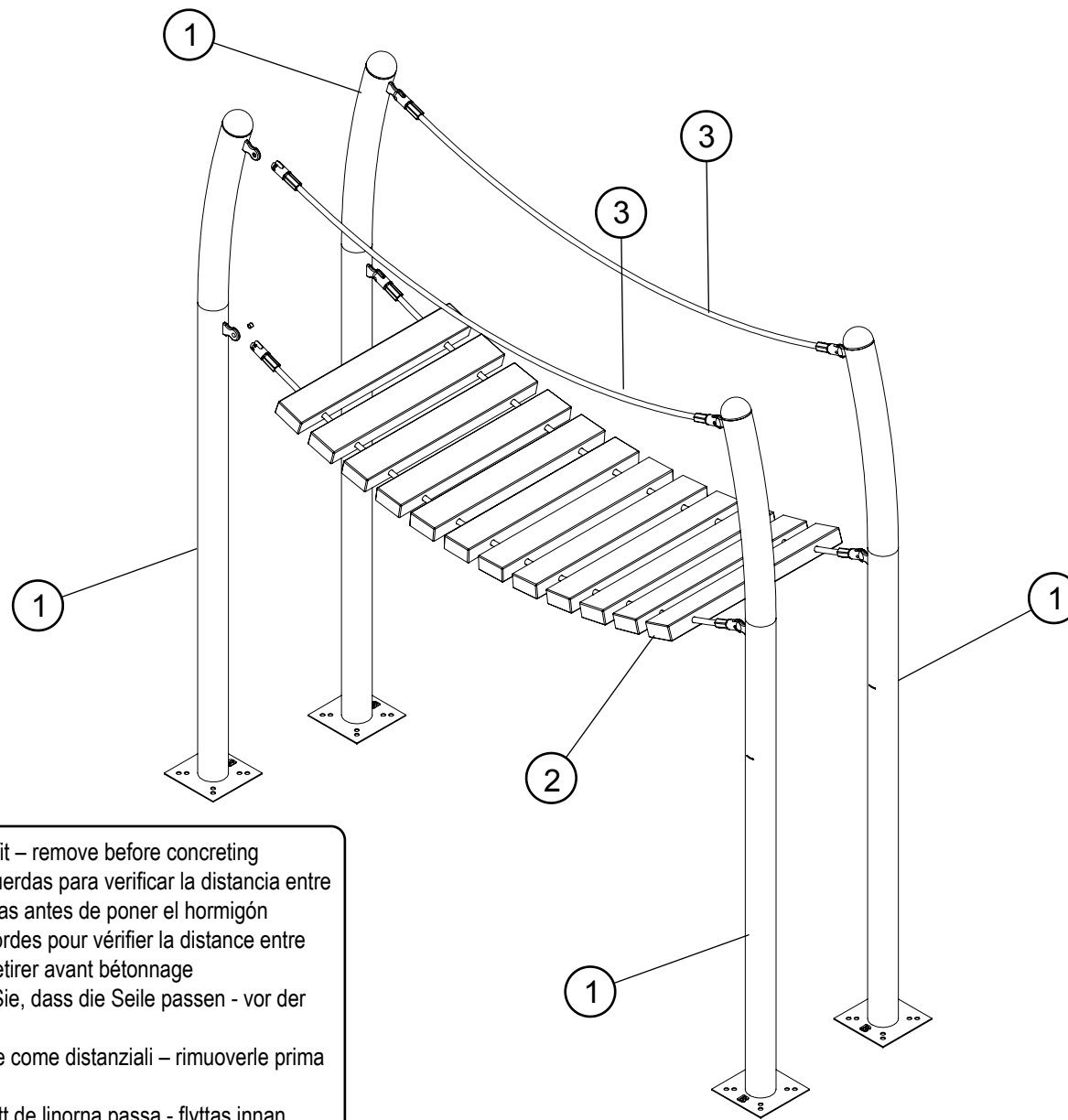
S15   
L x W x H (m)  
2.24 x 0.59 x 1.20

S13   
m<sup>3</sup>  
0.70

S14   
m<sup>2</sup>  
10 x 10


S6   
EN1176  
0.6m

S20   
2 x 6



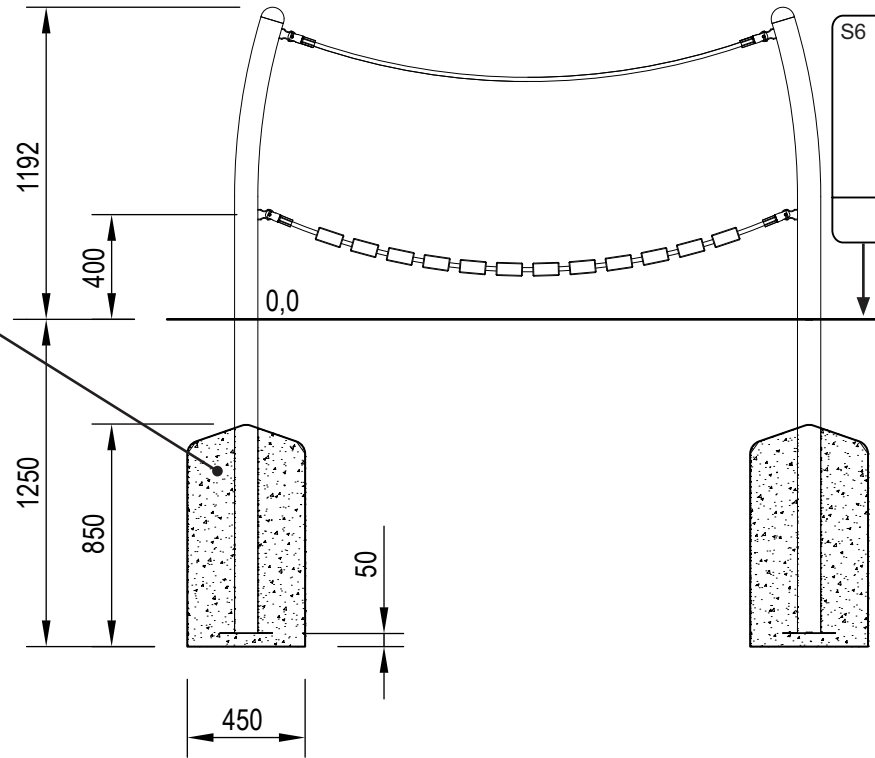


**GB** - Verify ropes fit – remove before concreting  
**ES** – Utilizar las cuerdas para verificar la distancia entre los postes - quitarlas antes de poner el hormigón  
**FR** – Utiliser les cordes pour vérifier la distance entre les poteaux - les retirer avant bétonnage  
**DE** – Überprüfen Sie, dass die Seile passen - vor der Betonierung  
**IT** – Usare le corde come distanziali – rimuoverle prima di cementare i pali  
**SE** – Kontrollera att de linorna passa - flyttas innan betongarbete

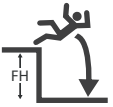
S25



S2 (50mm)  
≥C20-25


 7 x 24h
   
 101


S6



EN1176  
0.6m

S13



m<sup>3</sup>  
0.70

