




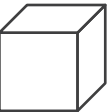
**CC**


1	76701003		1x 2851mm x 65mm	4.3kg
---	----------	--	------------------	-------

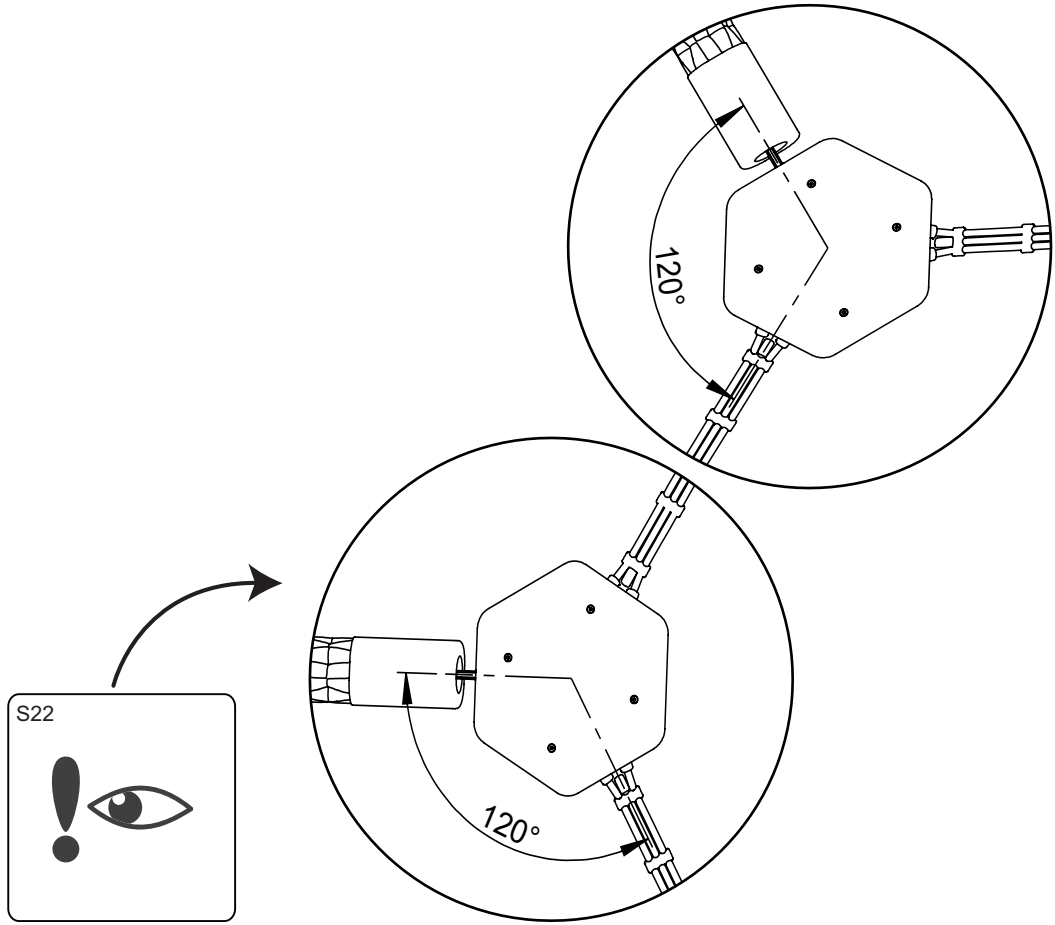
2	SW75437		4x 36mm x 16mm x 16mm	0.02kg
---	---------	---	-----------------------	--------


S6 
EN1176
0.45M


S12 
kg
4.38 kg

S15 
L x W x H (m)
2.852 x 0.134 x 0.111 m

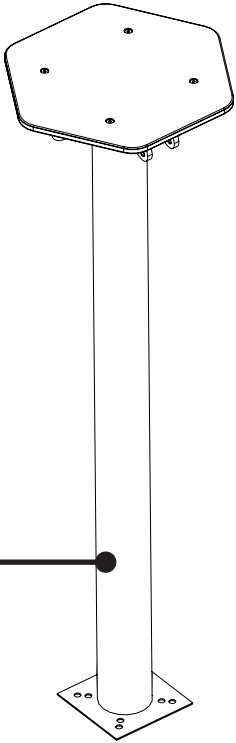
S20 
1 x 1

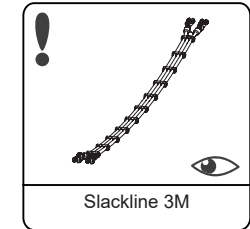
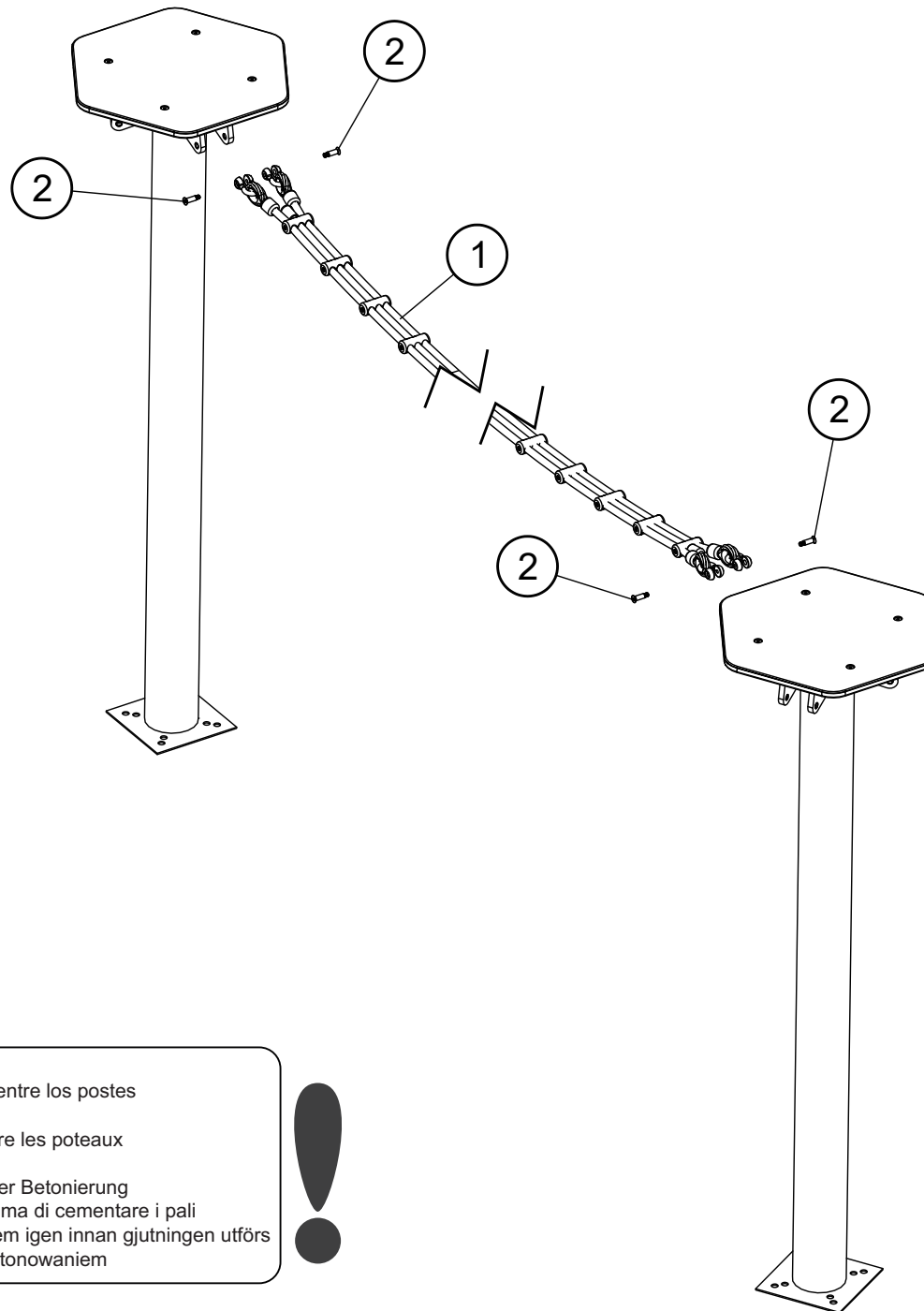


S22 

S22 

T-MA76701001





GB - Verify ropes fit – remove before concreting
ES – Utilizar las cuerdas para verificar la distancia entre los postes
 - quitarlas antes de poner el hormigón
FR – Utiliser les cordes pour vérifier la distance entre les poteaux
 -les retirer avant bétonnage
DE – Überprüfen Sie, dass die Seile passen - vor der Betonierung
IT – Usare le corde come distanziali- rimuoverle prima di cementare i pali
SE – Provmontera linorna för rätt avstånd, ta ner dem igen innan gjutningen utförs
PL - Sprawdz dopasowanie lin - zdejmij je przed betonowaniem



