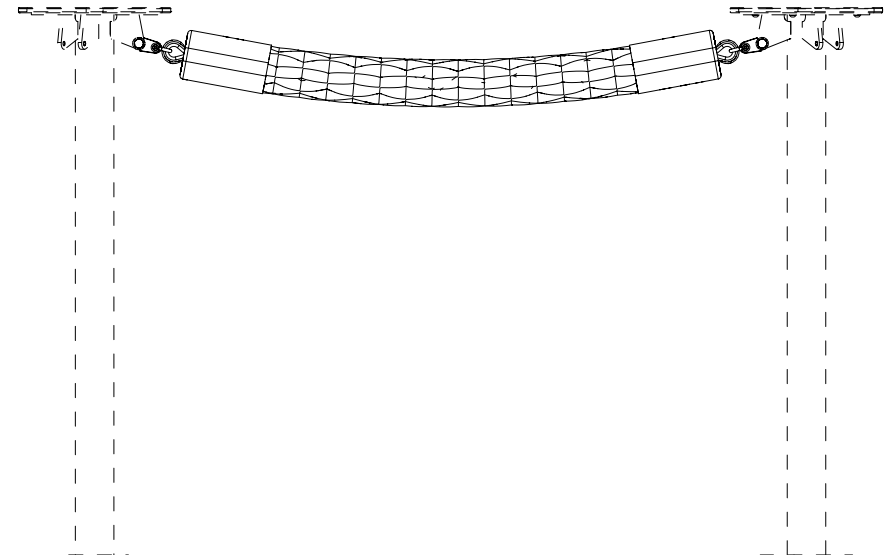
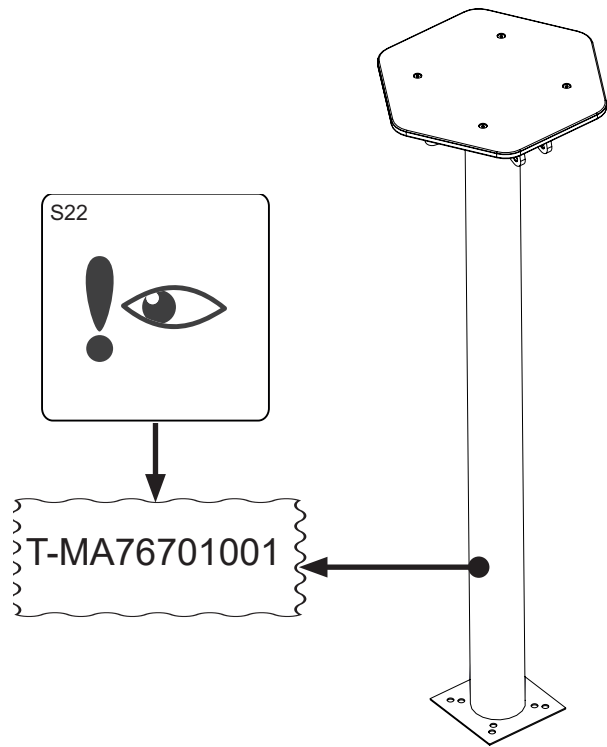
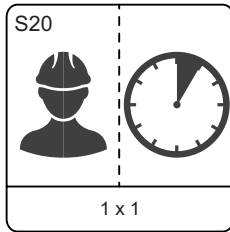
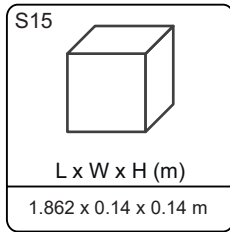
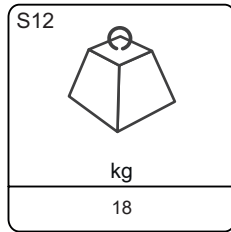
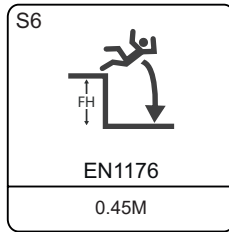
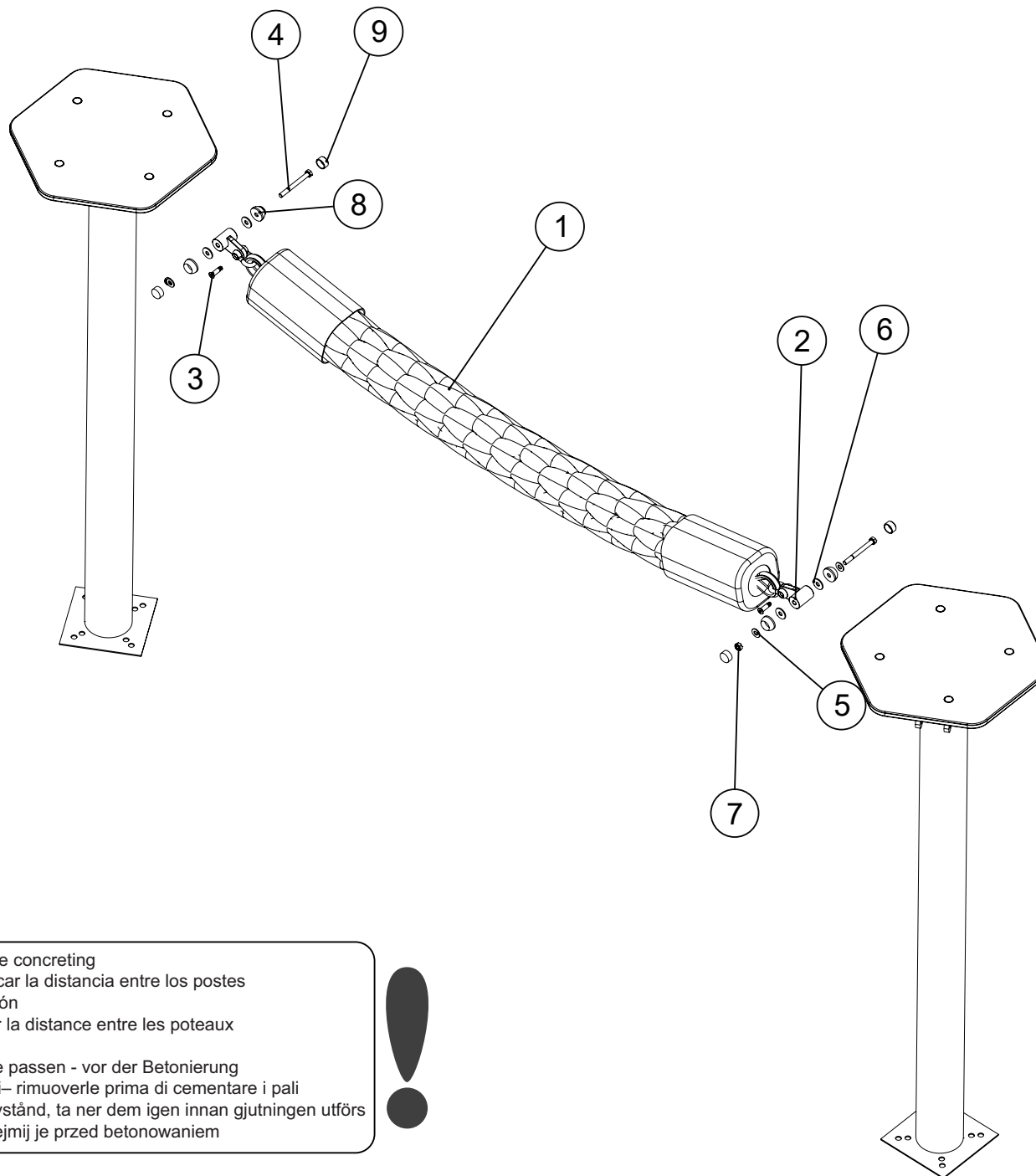


CC



1	78605015		1x 140mm x 1760mm	17.00kg
2	76701006		2x 85mm x 52mm x 40mm	0.49kg
3	SW75437		2x 36mm x 16mm x 16mm	0.02kg
4	SW92426		2x M10x100_8.8 BZP	0.07kg
5	8008850		4x Washer, Bolt cap 11x24x2-ISO4759-3-C	0.006kg
6	SW91094		4x Nylon Washer 33mm x 94mm x 2.5mm	0.002kg
7	8008796		2x Nut, Fujilok-M10-8-RingA2	0.011kg
8	SW79289		4x M10 Security Cap Bottom	0.01kg
9	SW79290		4x M10 Security Cap Top	0.01kg





GB - Verify ropes fit – remove before concreting
ES – Utilizar las cuerdas para verificar la distancia entre los postes
 - quitarlas antes de poner el hormigón
FR – Utiliser les cordes pour vérifier la distance entre les poteaux
 -les retirer avant bétonnage
DE – Überprüfen Sie, dass die Seile passen - vor der Betonierung
IT – Usare le corde come distanziali– rimuoverle prima di cementare i pali
SE – Provmontera linorna för rätt avstånd, ta ner dem igen innan gjutningen utförs
PL - Sprawdz dopasowanie lin - zdejmij je przed betonowaniem



